



Timber Door Range

Up & Over and Side-Hinged



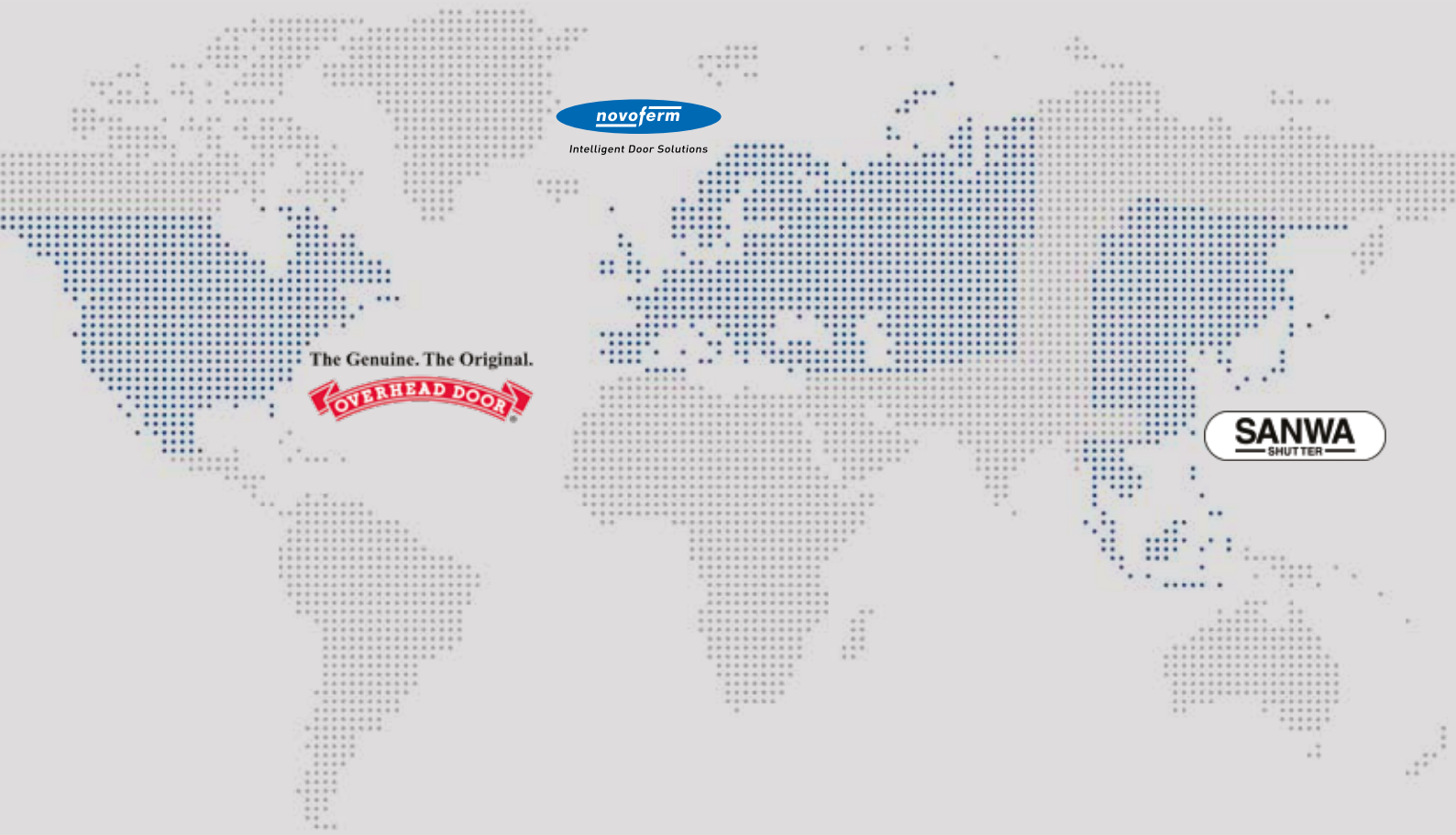
www.novoferm.co.uk

Our Story

Novoferm is one of Europe’s leading manufacturers of industrial, domestic and commercial door solutions and is part of the Sanwa Group, a world leading manufacturer of entrance systems, supplying high quality, reliable and innovative products, through a global network of 107 Companies and thousands of Approved Distribution Partners.

Founded over 70 years ago, now with annual sales in over 60 countries totalling more than €5 billion and with around 9,000 employees, Sanwa Group provides everything from garage doors, industrial doors, door and gate automation systems, roller shutters, shop front entrances, as well as steel hinged doors and frames for fire protection, security and personal access.

At Novoferm, we are passionate about providing architects, construction companies and building owners around the world with products that guarantee safety, security and convenience – in their homes, in their workplaces, their hospitals, schools, offices, airports and shops.



Contents

We have the right solution for you and it is tailored to your exact requirements. Whether you’re building a new garage or renovating an existing one, you’ll find that our incredible selection of doors are always the right choice.



Why Choose Timber Doors?	4
Up & Over Timber Doors	5
Side-Hinged Timber Doors	6
Colours, Finishes & Glazing	7
Product Specification	8
Warranty & Maintenance	9
Our Values	10



Timber Garage Doors

Why Choose Timber Doors?

Timber garage doors are an ideal choice for those who value refined style as much as everyday practicality. With their natural warmth and timeless elegance, they instantly elevate the character of a property and create a welcoming first impression.

The rich grain and depth of real wood sit effortlessly alongside both traditional and contemporary architecture, enhancing kerb appeal while blending harmoniously with your home's exterior. Over time, timber develops a soft, characterful patina that adds depth and individuality, ensuring your door looks more distinguished as the years pass.

Novoferm timber garage doors are crafted from the finest grade Kiln Dried Western Red Cedar, selected for its stability, durability, and beautiful natural finish. Available in canopy, retractable, double and side-hinged options, the range combines premium materials with considered design to create a truly bespoke look for almost any style of property.

Up & Over Timber Doors

Novoferm timber up and over doors are bespoke and made to measure. Each door is supplied with a steel frame and chassis providing enduring strength.

All doors are supplied with a lock hole unless specified otherwise.



Vertical



Horizontal



Henley



Cleveland



Thame



Dorset



Burlington



Hertford



Tudor



Windsor



Suffolk



Caithness



Chatham



Madeley



Handles are black as standard

Side-Hinged Timber Doors

Novoferm timber side-hinged doors are bespoke and made to measure. Each door is supplied with a steel frame and chassis providing enduring strength.



Vertical



Horizontal



Henley



Cleveland



Thame



Dorset



Burlington



Hertford



Tudor



Windsor



Suffolk




Caithness



Chatham



Madeley



Side-Hinged handles are available in black and silver

Colours, Finishes & Glazing

Timber Door Colours


The Novoferm Timber Range is available painted in any RAL, B.S. (British Standard), Farrow & Ball, and Little Greene colours, offering complete freedom to match your design vision. From soft neutrals and elegant heritage tones to vibrant contemporary shades, every colour choice is expertly applied to ensure a flawless, durable finish. Whether you are complementing existing architectural details or creating a striking focal point, our extensive colour palette allows your timber door to blend seamlessly or stand out beautifully in any environment.

Timber Door Finishes

Explore timeless craftsmanship with our range of timber finishes, designed to highlight the natural beauty and character of each door. From classic stains that enhance the grain to contemporary painted tones offering a modern touch, every finish is carefully applied for long-lasting appeal and protection.

Whether you prefer a warm traditional look or a sleek architectural style, the Novoferm Timber Door finishes allow you to achieve the perfect aesthetic for any setting.

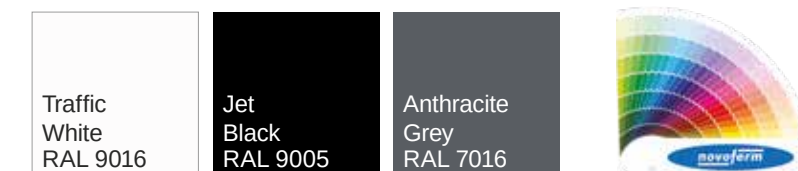
➤ A choice of 9 woodgrain effect colours to varnish your garage door.



Timber Door Frame Colours

At Novoferm, you can select your garage door frame in white, black, or anthracite grey as standard. For those seeking a more personalised touch, a wide range of additional colours is available on request to perfectly complement your chosen door and property style.

➤ 3 of the best selling stunning textured steel finishes.



Signature Range

Ral colours available on request.

All colour samples depicted in this brochure are as close to the original manufacturer's colours as possible. Garage doors supplied may vary in colour from the brochure representation.

Glazing

The following Novoferm side-hinged and up and over doors are available with your choice of glazing options.



Product Specification

PRODUCT DESCRIPTION

Canopy, Retractable (single and double sized) and Side-Hinged doors are manufactured from the finest grade of Kiln Dried Western Red Cedar, selected to provide strength and a long-lasting service, proven over many years of door manufacturing.

DESIGN

Cedar panels are attached to a steel chassis which then uses the same lifting gear and hardware as the steel door range. There are a range of styles and finishes that use a combination of Cedar wood and wood from mixed sources.

DIMENSIONS

Side-Hinged			
Min Width	Max Width	Min Height	Max Height
1750mm	2438mm	1775mm	2286mm

Canopy			
Min Width	Max Width	Min Height	Max Height
1956mm	2438mm	1829mm	2134mm

Retractable			
Min Width	Max Width	Min Height	Max Height
1981mm	2743mm	1860mm	2286mm

Double			
Min Width	Max Width	Min Height	Max Height
2744mm	4267mm	1905mm	2286mm

Note. Some door styles will be limited on height and width. For more information on frames, see individual steel product datasheets.

MATERIAL

Chassis profile will be 0.9mm mild steel profile. Timber will be Cedar wood, wood from mixed sources and Tricoya will be used in some panelled and painted products. Glazing is 4mm Polycarbonate in either clear or stippled effect. All timber doors are base coated with Remmers Induline GW306.

INSTALLATION

Can be installed either behind or in-between opening. Installation will be the same as standard steel range.

CERTIFIED

UKCA Approved
PEFC Certification

Warranty and Maintenance

Our promise:

During the warranty period, we undertake to rectify any defects to the Novoform product, which, can be proven to be attributed to a material or manufacturing defect.

We Promise at our discretion, to either exchange the defective merchandise, repair or allow a reduction in price.

Replacement parts remain our property.

Warranty Requirements:

This warranty only covers manufacturing faults to the purchased garage door or garage door operator. Damage to these is not covered. You will be required to show a fully completed warranty service passport (service to be conducted by a qualified engineer annually), together with a receipt of purchase, correspondingly substantiates your right to claim under warranty. In the event of a claim, please contact the company who supplied/installed the doors. They will raise the warranty on your behalf.

For Basecoat timber doors, these must be suitably finished immediately on installation for the guarantee to apply.

During the claims process, a site inspection be required, for this we will send an independent assessor may. Should this inspection indicate the fault was not caused by a manufacturing defect, You will be liable for the cost of a non-warranty call out. The cost of the call out will be advised prior to the arranged visit.

Novoform will not accept consequential costs for installation or de-installation, inspection of parts, transport and postage costs.

What is covered?

Subject to the terms and conditions outlined in this document. Up and over doors offer the warranty:

- 10 Years – Safe and reliable operation (for use up to 5 open/close cycles per day).
- 10 years – Immovable frame parts.
- 2 years – Paint and stain finish.
- 2 years – Movable and mechanical parts, (including but not limited to, springs, rollers wheels, locking points, rods/cables, barrel and locking mechanisms.)

Door Finish:

Our timber doors are fully finished with a powder coated steel chassis and frame. Weathering and sun exposure can cause the finish to fade. We guarantee the finish on doors for 2 years and that any fading will be minimal and uniform, providing the door is maintained in accordance to the care and maintenance advice.

Care and maintenance:

Timber is an organic substrate material with natural characteristics than can acclimatise itself, no matter the “species” to different environmental conditions prevailing in its localised “fixing or place”. Therefore, Novoform accepts no liability or responsibility for variations occurring in our “Timber” products supplied, in any of the following descriptions i.e. “colour variations, movement either lateral or longitudinal, splitting, shakes, water damage ingress or exit, resin exudations or chemical spillages.

- Conversely, Timber substrates can naturally expand and contract according to environmental conditions.
- Moisture content and humidity may open and close joints and some minor curvature may occur.
- Any curvatures that occur however, will not affect the long term performance or life of this natural material.

Please note: Cedar is organically grown with natural colour and grain variations, which is a feature of Cedar. We make every effort to harmonise the effect by hand matching all components part used in manufacture.

Lubricate all; springs, latches, wheel spindles and pivot points using a light lubricating oil (E.G 3-in-1) take care not to allow oil to drip on to the face of the door. Ensure track runners are clean and free from obstacles at all times. Check moving parts for signs of wear. If any wear is detected, arrange for these to be replaced as soon as possible (failure to replace these parts can invalidate your warranty). Do not paint springs or any moving parts.

For automated doors (retractable), do not operate the door when not within visual range.

What is not covered?

- Improper installation, negligent care and maintenance - doors which have not been maintained or had annual maintenance/ servicing,
- Improper initial and subsequent operation,
- Negligent or wanton destruction,
- External influences, such as: fire, water, salts, alkaline solutions, acids and any abnormal environmental influences, sunlight
- Mechanical damage, through improper transport and fitting, or through falling or hitting objects,
- Repair by non-qualified persons,
- Using non-Novoferm parts without the written approval of the manufacturer,
- Removal of the product number, or making it unidentifiable,
- Application of additional, non-approved weights or infills,
- Failure to remove the protective film or packaging provided with the product, where applicable,
- Failures caused by extreme or abnormal weather conditions

Visual standards check

Timber is a natural material with defects, for example small knots, close, wide, or short grain, surface shakes, splits or grain lift. Although we endeavour to eliminate most of these phenomena in production, some may still appear after installation. Novoform cannot be held responsible for any naturally occurring defect after installation.

Visual standards checks must be carried out prior to a warranty submission, this check should be carried out in natural daylight, not direct sunlight. Standing at a distance of 3m from the door to view overall appearance. Doors are acceptable if, the following are not readily visible on the face of the door:

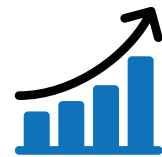
- Marks or distortion associated with the manufacturing process.
- Vertical and lateral deflection may occur up to 1” (25mm) on door up to 8ft wide/height and 21/1” (60mm)
- on doors up to 16ft wide.
- Minor indentations, marks or scuffs on the surface.
- Paint or Stain Blemishes.

Our Values



PROTECTING PEOPLE

We pride ourselves on having an impeccable safety culture. We constantly strive to improve our practices, in order to protect all personnel. We actively encourage reporting of near misses, assisting in the prevention of future accidents.



MOVING FORWARD

We are energised by the drive for continuous improvement. We anticipate and adapt to changing requirements and constantly seek ways to work smarter. We welcome new ideas with an open mind.



CUSTOMER FIRST

Our customer's success is our goal. We work for and with them to identify and deliver solutions that exceed expectations. We stay with them for the total life cycle of our products and services and ensure the safety of end-users and our people.



PERFORMANCE PROMISE

We keep our promises. We drive new ideas to realisation with speed and an obsession for customer-driven quality. We thrive on challenges and take pride in our "can do" attitude.



MOVING FORWARD

We can win only by working together. We encourage participation, and we share information and ideas. We trust and respect each other and recognise good performance. Our behaviour is characterised by the highest ethical standards



Side-Hinged | Henley



Up & Over | Tudor



Up & Over | Caithness



Up & Over | Vertical



Side-Hinged | Burlington



Up & Over | Tudor



novoferm

Intelligent Door Solutions



Call Us Now +44 (1582) 563777

Opening times
8.30am - 5.00pm
Monday to Friday

Novoferm UK Ltd
Unit 5 - 9 North Luton Industrial Estate
Sedgwick Road
Luton
LU4 9DT
E: customerservice@novoferm.co.uk
www.novoferm.co.uk